


Getting Access to the LMS (Learning Management System)

With the move to a digital curriculum, you will now have access to training materials and TVC information through the UBC Member Portal. This transition will streamline the process and provide easier access to training records.


STEP 1. Download the UBC mobile app on your mobile device

↓ To Download the app for iOS, [Click Here](#)

↓ To Download the app for Android, [Click Here](#)

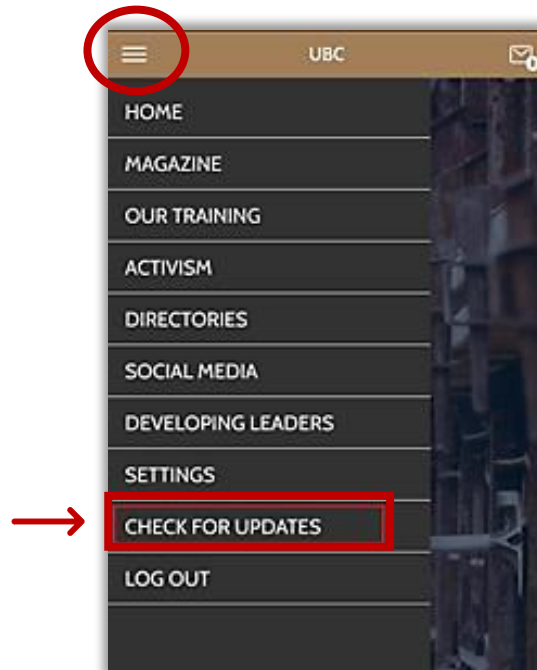


STEP 2. Login screen. Here you will be able to **login** with either your UBC ID, email or Username, you can also **Create an Account, Recover Username or Password** if needed.



NOTE: Members require a Carpenters.org account to log in to the UBC mobile app. Once your account is created, you will have access to all the information previously found on the physical TVCs, including training history and certifications.

STEP 3. Check for updates. On the upper left corner, you will see this icon ☰ (triple bars). Click on it to open the drop-down list and click on “CHECK FOR UPDATE” if it appears in the list.



STEP 3. Member Portal. Once you complete Step 2, return to the home page and click on **Member Portal** to access your dashboard, here you will be allowed access to all your content, including LMS and Timecard.

